



"Telecommunication Products to solve Telecommunication Problems"


CK-1P4 Promotion-On-Hold Module (For Panasonic KX-TG6700B and KX-TG6702B)



Introduction


Thank you for purchasing the Skutch CK-1P4 Promotion-On-Hold Module. The CK-1P4 is a true plug and play device. The unit does not require any "Learning" to operate. When a call is placed ON HOLD from the base set, or any one of the cordless phones, the caller will hear the Promotion-On-Hold audio. When the line is re-answered, the audio automatically stops. It's that simple!

NOTE: You can NOT use the "Transfer to Answering System" with this module. This is ONLY when you transfer a call to the answering device, AFTER you have already answered and talked to the person! When a call is answered by the answering device, the Answering System works perfectly.



Installation


1- Position the CK-1P4 black box under the base telephone with the jacks facing towards the back of the phone. (See Fig. 1).



2- Connect the short modular cord [1&2 Phone on CK-1] to [LINE 1/2 on Phone].

3- Connect the audio cord from your audio source, to the AUDIO IN jack on the back of the CK-1 box. For DIGITAL PLAYERS use the cable that comes with the player.

4- Connect a MOD cord from Telephone Wall Jack 1&2 to [1&2 Line on CK-1].



5- Make sure that the surface area of the base phone, where the sensor board is to be mounted, is clean and free of all dust and oil film. Locate the CK-1P4 "SENSOR BOARD", peel off the green/white protector papers from the bottom of the sensor board, and carefully place it OVER the LINE 1 and LINE 2 lights on the Panasonic base set as shown in Fig. 2 and Fig. 3. Make sure that you align the SILVER DOTS on the Sensor Board, directly over the IN-USE lights on the phone.




Sensor Board Mounted

6- Connect the Sensor Cable to the Sensor Board as shown in Fig. 4.

7- Connect the POWER CUBE from the CK-1 Black Box to 115VAC power. That's it!

Testing the System:

1- Pickup line 1 on your telephone. The No."1" LED on the CK-1P4 Sensor Board should



light up.

2- Repeat this test for line 2. If both lines light up when picked up, the CK-1 is working properly. If either light does not light up, then

- a) Make sure that the CK-1P4 and Phone is connected to power.
- b) Make sure that the SENSOR BOARD is aligned properly.

Lights on CK-1 Box.

When you place a line on HOLD, the corresponding LED on the rear of the CK-1P4 box lights up to confirm the Promotion-On-Hold condition.

Using Other models of telephones

The CK-1P4 will ONLY provide Promotion-On-Hold audio when a call is placed ON HOLD from the KX-TG6700 base or any of its cordless telephones. Only ONE KX-TG6700 base unit can be used. A maximum of 8 cordless phones can be used with one KX-TG6700 base phone. Other models of telephones can be used with the KX-TG6700, but the Promotion On Hold audio will not be played to calls placed ON HOLD from these telephones.

Tech Support - 916-786-6186

If you have any problems getting the unit to work properly feel free to give us a call. Technical Support is available between the hours of 7:30 AM and 4:30 PM Pacific Time, Monday through Friday.

• ONE YEAR LIMITED WARRANTY

This SKUTCH PRODUCT is warranted against defects for a period of one (1) year from the date of the original invoice. Within this period, we will repair it without charge for parts and labor. To obtain warranty service the product must be returned, at the customer's expense, to SKUTCH Electronics along with a copy of the original invoice. After the unit has been repaired, SKUTCH will ship the PRODUCT back via UPS GROUND service at our expense. If any other form of return shipment is requested, the customer will pay for 100% of the shipping cost.

This Warranty does not apply if in the sole opinion of SKUTCH Electronics, the PRODUCT has been damaged by lightning or any other Acts of God, or by accident, misuse, neglect, or improper packing, shipping, modification or servicing by other than an authorized SKUTCH Service Center.

EXCEPT AS SPECIFICALLY PROVIDED IN THIS AGREEMENT, THERE ARE NO OTHER WARRANTIES, EXPRESSED OR IMPLIED, INCLUDING, BUT NOT LIMITED TO, ANY IMPLIED WARRANTIES OR MERCHANTABILITY OR FITNESS FOR A PARTICULAR PURPOSE AND IN NO EVENT SHALL SKUTCH ELECTRONICS BE LIABLE FOR LOSS OF PROFITS OR BENEFITS, INDIRECT, SPECIAL, CONSEQUENTIAL OR OTHER SIMILAR DAMAGES ARISING OUT OF ANY BREACH OF THIS WARRANTY OR OTHERWISE.

ACTA Statement

This equipment complies with Part 68 of FCC rules and the requirements adopted by ACTA. On the bottom side of this equipment is a label that contains, among other information, a product identifier in the format US: AAAEQ##TXXXX. If requested, this number must be provided to the telephone company.

A plug and jack used to connect this equipment to the premises wiring and telephone network must comply with the applicable FCC Part 68 rules and requirements adopted by the ACTA. A compliant telephone cord and modular plug is provided with this product. It is designed to be connected to a compatible modular jack that is also compliant. See installation instructions for details.

The REN is used to determine the number of devices that may be connected to a telephone line. Excessive RENs on a telephone line may result in the devices not ringing in response to an incoming call. In most but not all areas, the sum of RENs should not exceed five (5.0). To be certain of the number of devices that may be connected to a line, as determined by the total RENs, contact the local telephone company. For products approved after July 23, 2001, the REN for this product is part of the product identifier that has the format US:AAAEQ##TXXXX. The digits represented by ## are the REN without a decimal point (*e.g.*, 03 is a REN of 0.3). For earlier products, the REN is separately shown on the label.

If this equipment causes harm to the telephone network, the telephone company will notify you in advance that temporary discontinuance of service may be required. But if advance notice isn't practical, the telephone company will notify the customer as soon as possible. Also, you will be advised of your right to file a complaint with the FCC if you believe it is necessary.

The telephone company may make changes in its facilities, equipment, operations or procedures that could affect the operation of the equipment. If this happens the telephone company will provide advance notice in order for you to make necessary modifications to maintain uninterrupted service.

If trouble is experienced with this equipment, for repair or warranty information, please contact our company. If the equipment is causing harm to the telephone network, the telephone company may request that you disconnect the equipment until the problem is resolved.

Connection to party line service is subject to state tariffs. Contact the state public utility commission, public service commission or corporation commission for information.