

“Waving” Lighted Snowman Yard Art



Model **FS-50**

Operation Manual

6/15/18

Table of Contents


Unpacking:	2
Parts Supplied	2
Introduction	3
Outdoor Use.....	3
Setup	3
Tear Down and Storage	5
Specifications:	6
Limited 3 Year Warranty	6

Unpacking:

When unpacking the FS-50 snowman you MUST be careful NOT to cut any wires or make any slices in the protective silicone tubing that surround the lights. Physical damage to wires or LED strips will void you're your warranty. Knives or Box Cutters are NOT recommended.

The frame is very study but the LED strips are delicate and can be damaged very easily by applying too much force on them. Please take your time and go slow.

Parts Supplied



1- Operation Manual

1- FS-50 Snowman

10- Small tie wraps (used to secure arms)

2- Large Re-Usable Tie Wraps (used to attach FS-50 to T-Post)

For mounting, the FS-50 requires a T-Post which is NOT supplied.

Introduction

The FS-50 is a great addition to any Christmas outdoor display. It's "waving arm" and "blinking eyes" are sure to draw attention to your display. The snowman is 56" tall and 68" wide. It is mounted to a single T-Post (not supplied). It uses 521 LEDs to produce a bright vigorous yard art decoration that can easily be seen from long distances. The unit has foldable arms that allow for easy storage. It is water resistant and is designed for seasonal outdoor use. The frame is made from welded ¼" cold rolled steel for durability.

Outdoor Use


The FS-50 has been designed for seasonal outdoor use only. This means that we do NOT recommend it to be permanently mounted outdoors. Permanently mounting the FS-50 outdoors will drastically shorten the lifespan of the unit.

Setup


Choose the location where you wish to setup the Snowman. Make sure that the location where you are going to pound in the T-Post is free from any pipes or any other objects that the T-Post might damage. Carefully pound in the T-Post and make sure that it is secure.



Extend the two arms on the unit. Make sure that the arms are resting on top of the small metal support dowels as shown:



Use a single small tie wrap (included) to secure the arm to the main frame. Slip the tie wrap under the light strip so that it is not putting pressure on the LED strips as shown below:



Place the Snowman in front of the T-Post and secure it to the T-Post with two supplied large Tie Wraps, to the handle on the rear of the Snowman. The large Tie Wraps have releases on them so that they can be re-used.



Connect the power plug from the Snowman to 120VAC power. That's it!

Tear Down and Storage

The Large Tie Wraps are re-usable. To release them, use your fingernail to pull down the small tab on the locking portion, and pull apart the tie wrap. Next cut the two small tie wraps that are securing the arms in the extended position. Now fold the single arm in first, followed by the three arm piece. Use one of the large tie wraps to secure the arms in the folded position. Make sure that you do NOT over tighten the tie wrap as it could damage the LEDs. Wrap up the power cord and use another large tie wrap to secure it. Store the unit in the standing position to keep pressure off of the LED strips.

Specifications:

- 1- Dimensions: Height= 56" x Width= 68"x Depth= 4 1/2" (includes T-Post)
- 2- Un Packed Weight: 8.6 lbs
- 3- Power Requirements: 110- 120VAC @ 60Hz at 400mA (48 Watts)
- 4- Power Cord: 4.5' Long. 3 Prong US Cord (Non-Detachable).
- 5- LED Colors: Body and Head= White: Eyes, Mouth and Buttons=Blue: Nose and Arms= Yellow
- 6- Total LEDs= 512
- 7- LED Type: 3528 Strips
- 8- Operating and Storage Temperature Range -40°F to +158°F

Limited 3 Year Warranty

This SKUTCH PRODUCT is warranted against defects for a period of three (3) years from the date of the original invoice. Within this period, we will repair it without charge for parts and labor. To obtain warranty service the product must be returned, at the customer's expense, to SKUTCH Electronics along with a copy of the original invoice. After the unit has been repaired, SKUTCH will ship the PRODUCT back via UPS GROUND service at our expense ONLY within the continental United States. The customer MUST pay 100% of the return shipping cost on units shipped to outside of the continental United States. If any other form of return shipment is requested, the customer will pay for 100% of the shipping cost. This Warranty does not apply if in the sole opinion of SKUTCH Electronics, the PRODUCT has been damaged by lightning or any other Acts of God, or by accident, misuse, neglect, or improper packing, shipping, modification or servicing by other than an authorized SKUTCH Service Center. EXCEPT AS SPECIFICALLY PROVIDED IN THIS AGREEMENT, THERE ARE NO OTHER WARRANTIES, EXPRESSED OR IMPLIED, INCLUDING, BUT NOT LIMITED TO, ANY IMPLIED WARRANTIES OR MERCHANTABILITY OR FITNESS FOR A PARTICULAR PURPOSE AND IN NO EVENT SHALL SKUTCH ELECTRONICS BE LIABLE FOR LOSS OF PROFITS OR BENEFITS, INDIRECT, SPECIAL, CONSEQUENTIAL OR OTHER SIMILAR DAMAGES ARISING OUT OF ANY BREACH OF THIS WARRANTY OR OTHERWISE.