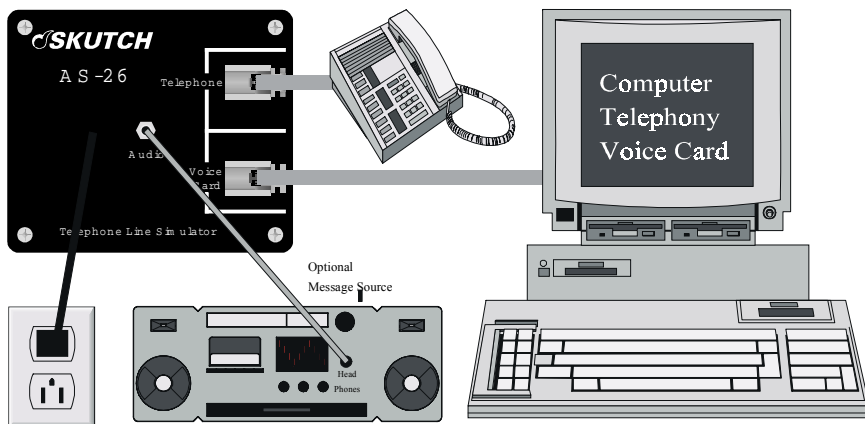


## • Introduction

The AS-26 was developed to meet the rising need for a Bi-directional Telephone Line Simulator. The AS-26 will allow either Telecommunication Device to "RING UP" the other. The AS-26 provides a simulated RING BACK signal, to the Telecommunication Device that initiates the call, during each ring to the other Telecommunication Device. The AS-26 has an adjustable DIAL TONE option, that allows you to select from no dial tone to a maximum of six seconds of dial tone, before the unit rings up the other Telecommunication Device. The AS-26 also provides you with a Bi-directional AUDIO jack for recording HIGH QUALITY AUDIO into a Telecommunication Device, or for recording your voice information to tape. The AS-26 even provides you with "WINK" disconnect in one direction, to assure you of fast disconnect.

## • Installation



## • Operation

- 1) Take either side "OFF HOOK".
- 2) If enabled, you will get 2, 4 or 6 seconds of DIAL TONE.
- 3) The other side will "RING UP" and activate, you can do everything as you normally would.
- 4) When you are finished, just hang up the phone.

## • Record Audio From Computer

- 1) Once you are into your Voice Card, plug an audio cable from the Audio jack of the AS-26 to the MIC jack of your tape recorder.
- 2) Start the tape recording when you are ready on the Voice Card.
- 3) When you're finished, just hang up the phone.

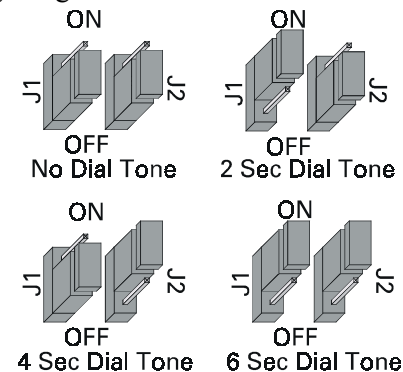
## • Play Audio To Computer

- 1) Once you are into your Voice Card, plug an audio cable from the Audio jack of the AS-26 to the HEADPHONES or MONITOR jack of your tape player or other audio source.
- 2) Start the Voice Card recording, then play some of the message from the tape.
- 3) Now play back the message from the Voice Card and check it for audio level and clarity.
- 4) Make any adjustments necessary, then repeat the prior steps until the message sounds great.
- 5) Now record the entire message. HINT: Reduce background noise by using a phone with a MUTE button.
- 6) When you're finished, just hang up the phone.

## • Turn On Simulated Dial Tone

The AS-26 is factory set to NOT supply DIAL TONE, so this option needs to be turned on to use it. Open the AS-26 (remove 4 screws from lid).

- 1) Find the jumpers labeled J1 and J2.
- 2) Pull the shorting blocks off of J1 and J2.
- 3) Put the shorting blocks on J1 and J2 for the desired DIAL TONE setting.
- 4) Close the AS-26.
- 5) You're done, everything should work now.



- **Tech Support - 916-786-6186**

If you have any problems getting the unit to work properly feel free to give us a call. Technical Support is available between the hours of 7:30 AM and 4:30 PM Pacific Time, Monday through Friday.

- **ONE YEAR LIMITED WARRANTY**

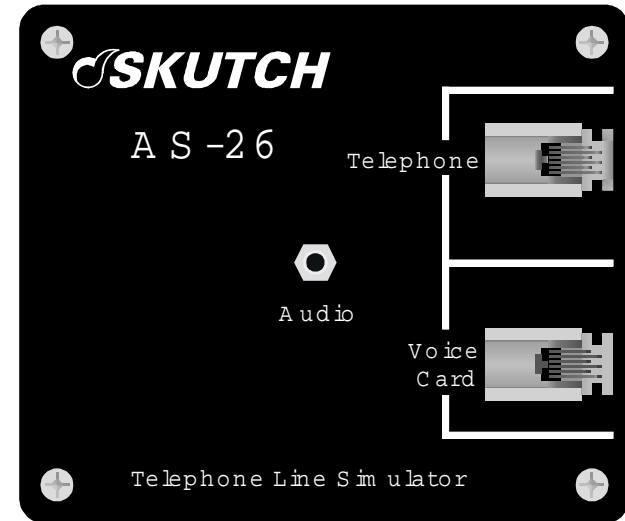
This SKUTCH PRODUCT is warranted against defects for a period of one (1) year from the date of the original invoice. Within this period, we will repair it without charge for parts and labor. To obtain warranty service the product must be returned, at the customer's expense, to SKUTCH Electronics along with a copy of the original invoice. After the unit has been repaired, SKUTCH will ship the PRODUCT back via UPS GROUND service at our expense. If any other form of return shipment is requested, the customer will pay for 100% of the shipping cost.

This Warranty does not apply if in the sole opinion of SKUTCH Electronics, the PRODUCT has been damaged by lightning or any other Acts of God, or by accident, misuse, neglect, or improper packing, shipping, modification or servicing by other than an authorized SKUTCH Service Center.

EXCEPT AS SPECIFICALLY PROVIDED IN THIS AGREEMENT, THERE ARE NO OTHER WARRANTIES, EXPRESSED OR IMPLIED, INCLUDING, BUT NOT LIMITED TO, ANY IMPLIED WARRANTIES OR MERCHANTABILITY OR FITNESS FOR A PARTICULAR PURPOSE AND IN NO EVENT SHALL SKUTCH ELECTRONICS BE LIABLE FOR LOSS OF PROFITS OR BENEFITS, INDIRECT, SPECIAL, CONSEQUENTIAL OR OTHER SIMILAR DAMAGES ARISING OUT OF ANY BREACH OF THIS WARRANTY OR OTHERWISE.



"Telecommunication Products to solve Telecommunication Problems"



# AS-26

## Bi-Directional Telephone Single-Line Simulator

Version 1.03